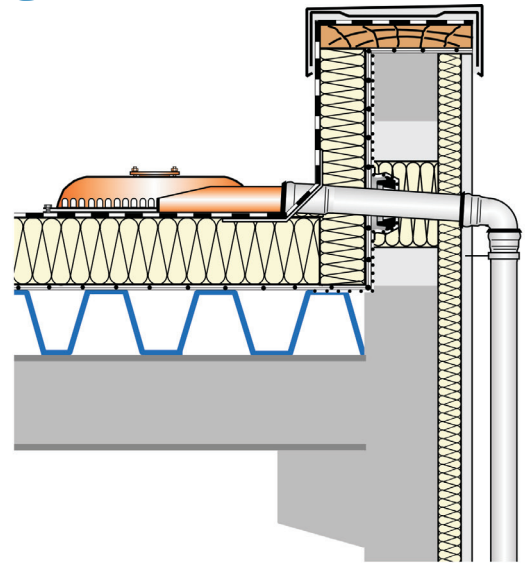


Specification sheet LX 1157

Siphonic Parapet drainage systems Series 62 DRAINJET® without roof penetration

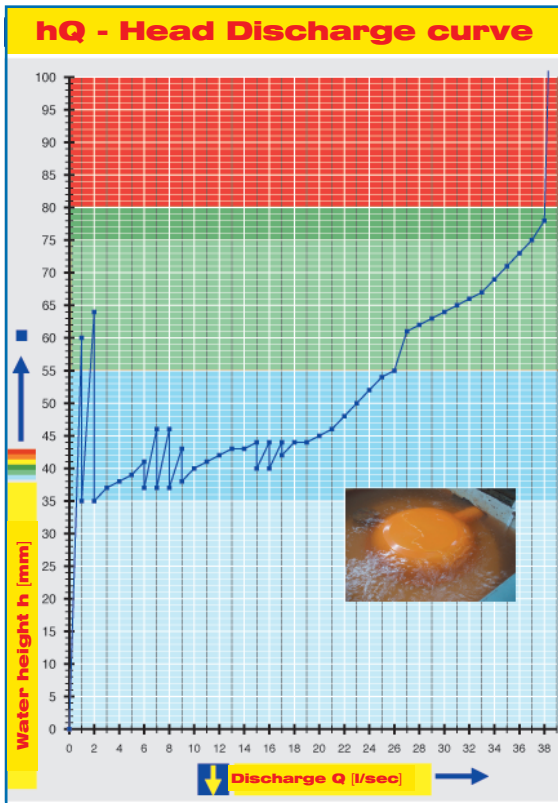
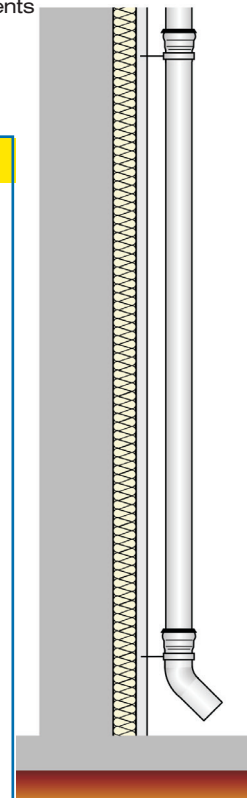
Emergency drainage	
Siphonic flow	
Silent Power	
Discharge rate:	37,0 l/sec
Water height:	75 mm
Roof penetration:	0 mm
Diameter:	DN 100
LX-Number:	LX 1157
Weir height:	40 mm
Drain:	not ventilated
Downpipe:	not ventilated
Downpipe height:	min 4,2 m
Drainage:	on floor



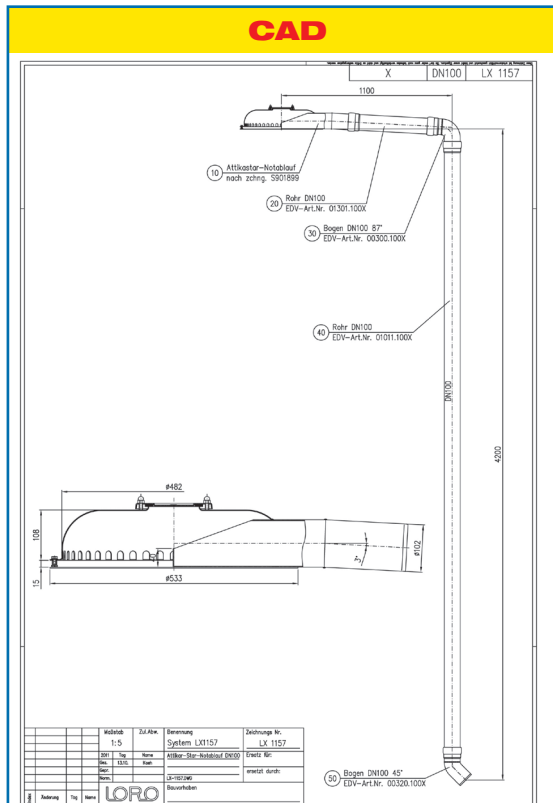
LX 1157 Piece list

- 1 x Art.-No. 01354.100X, POWER DRAINJET® Parapet drain
- 1 x Art.-No. 01401.100X, LORO-X Pipe with one socket
- 1 x Art.-No. 13235.100X, LORO-Sliding flange
- 1 x Art.-No. 00300.100X, LORO-X Bend
- 1 x Art.-No. 01011.100X, LORO-X Pipe with one socket
- 1 x Art.-No. 00320.100X, LORO-X Bend

- 4 x Art.-No. 00911.100X, LORO-X Sealing elements
- 2 x Art.-No. 00975.100X, LORO-X Pipe clamps
- 1 x Art.-No. 00986.000X, LORO-X Lubricant
- 3 x Art.-No. 00806.100X, LORO-X Anchor clips
- 2 x Art.-No. 09604.200X, LORO-X Threaded rods



Systempower




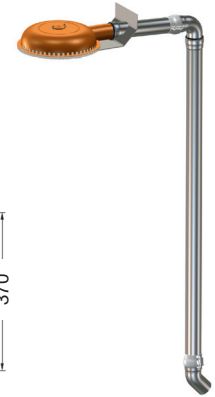
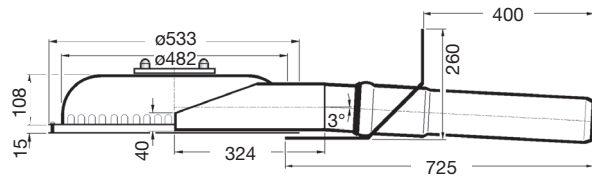
Systemform

Water height	mm	45	50	55	60	65	70	75	80	85	90	95	100	105	110	115
Discharge	l/sec					31	34,5	37,0	38							
Power																

LORO-X POWER DRAINJET® siphonic parapet drainage systems

LORO-X POWER DRAINJET® parapet emergency drain, DN 100

with **bonding flange 45°** for **bituminous roofing sheets**
 Drain Art.-No. 01354.100X
 Weight: 19,9 kg



LX1 157-3X

LORO-X Pipe with one socket

made of hot-dip galvanised steel, DN 100
 250 mm long Art.-Nr. 01401.100X
 2000 mm long Art.-Nr. 01101.100X
 4000 mm long Art.-Nr. 01011.100X



LORO-X Bend 87°

made of hot-dip galvanised steel, DN 100
 Art.-No. 00300.100X



LORO-X Bend 45°

made of hot-dip galvanised steel, DN 100
 Art.-No. 00320.100X



LORO-X Sliding flange

for attaching the vapor barrier, with pre-installed connection sleeve including fastening screws
 Art.-No. 13235.100X



LORO-X Sealing elements

Art.-No 00911.100X



LORO-X Anchor clip

made of hot-dip galvanised steel, DN 100
 Art.-Nr. 00806.100X



LORO-X Pipe clamps
 Art.-No. 00975.100X
LORO-X Threaded rods
 Art.-No. 09604.200X

Please note:

For drainage systems with siphonic flow it is vital that only LORO-X pipes and fittings in the combination as indicated are used. Mixture or exchange of system parts may result in lower discharge capacities! The height of the downpipe must be a min. 4.2m for the indicated capacity to be obtained. If roof drain and downpipe are fitted by different crews, then do follow the system setup acc. to the LX-data sheet at www.loro-x.com

Heat tracing: Lorowerk recommends to check all drains and pipes with regard to their frost-sensibility. Where necessary, these parts should be upgraded with heat tracing.